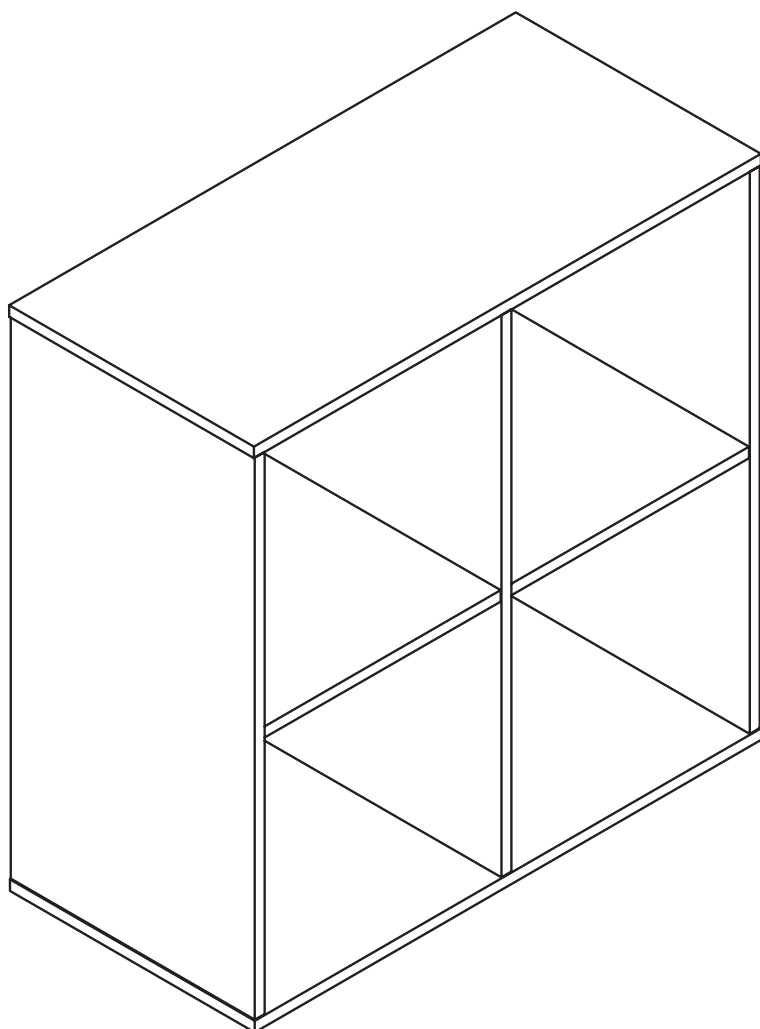


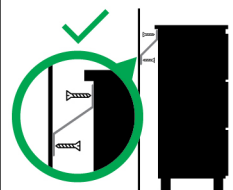


**THIS PRODUCT SHOULD BE ANCHORED TO A WALL OR OTHER SUITABLE
SURFACE TO AVOID SERIOUS INJURY OR DEATH.**

To help avoid any serious injury or death, this product includes a bracket to prevent toppling. We strongly recommend that this product be permanently fixed to the wall or other suitable surface. Fixing hardware is not included since different surface materials require different attachments. Please seek professional advice if you are in doubt what fixing hardware to use. Regularly check your fixing device.



⚠ WARNING



**Children have died from
furniture tipover.**

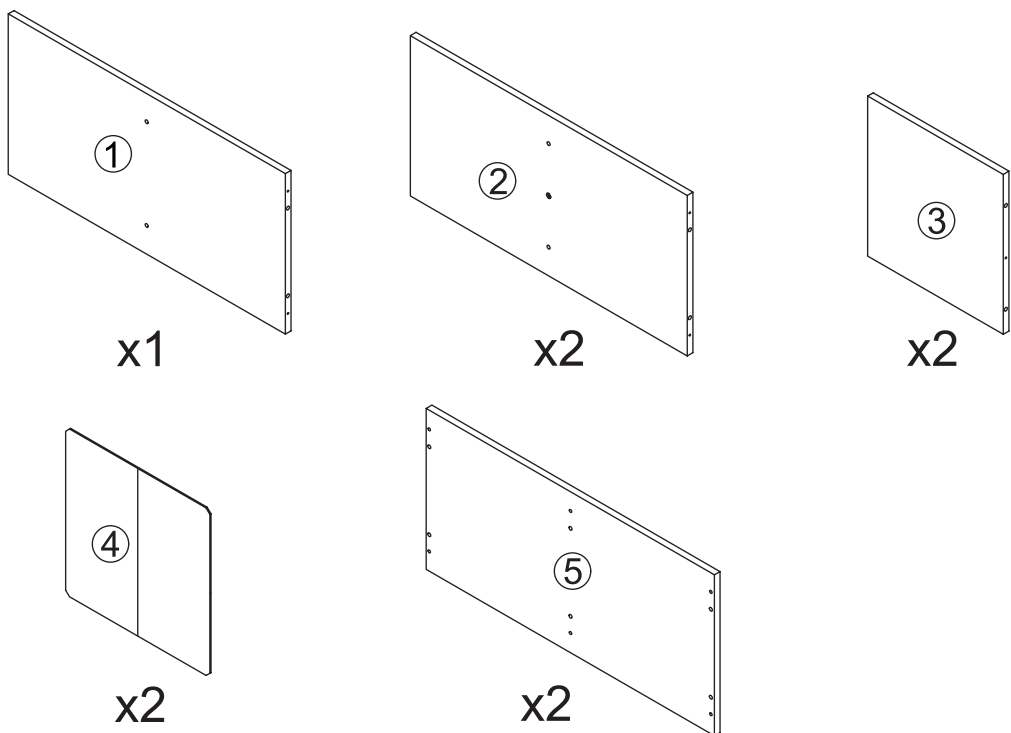
- ALWAYS secure this furniture with an anchor device.
- NEVER allow children to stand, climb or hang on drawers, doors, or shelves.
- NEVER open more than one drawer at a time.
- Place heavy items down low.

**NEVER put a TV
on this furniture**



CARE INSTRUCTIONS: We recommend to wipe over with a dry micro-fibre cloth to remove any dust. Avoid using a damp or wet cloth and any cleaning chemicals as this may cause damage to the surface.

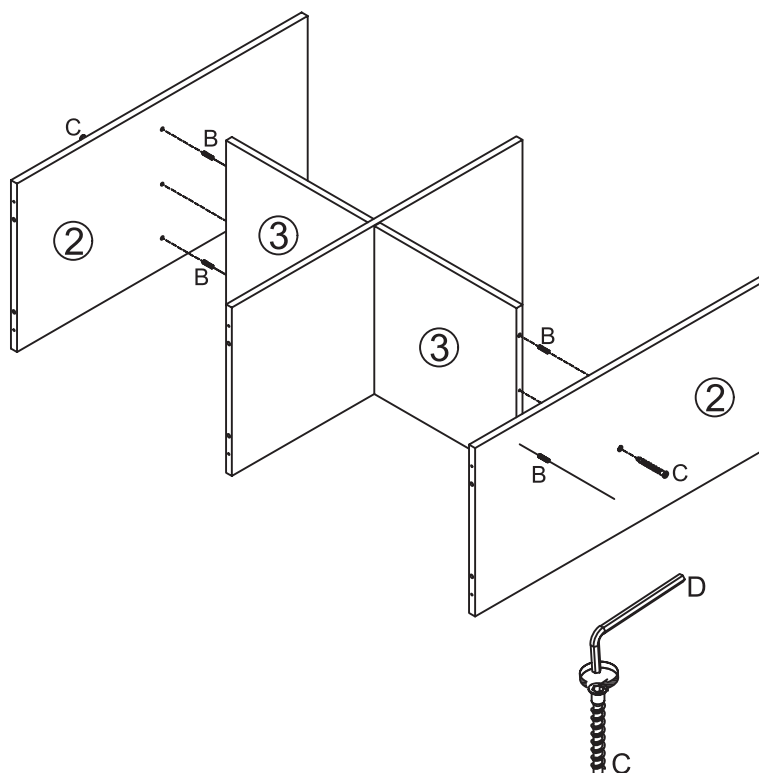
ELEMENTS



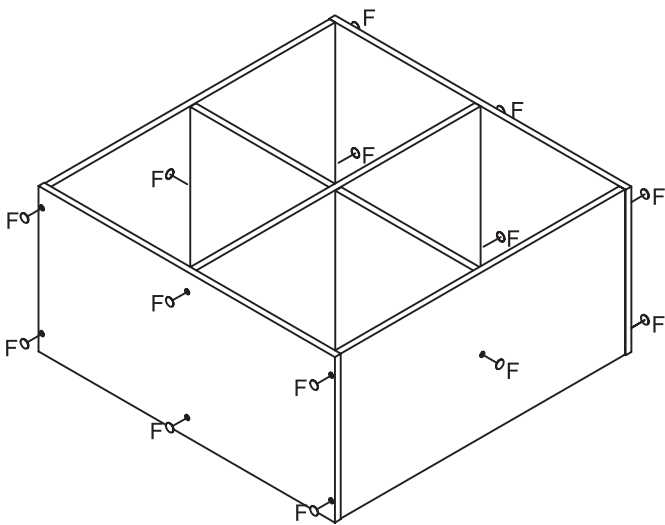
HARDWARE

<div>A</div> <div>x2</div>	<div>B</div> <div>x16</div>	<div>C</div> <div>x14</div>	<div>D</div> <div>x1</div>	<div>E</div> <div>x20</div>	<div>F</div> <div>x14</div>
<div>G</div> <div>x2</div>	<div>H</div> <div>x4</div>				

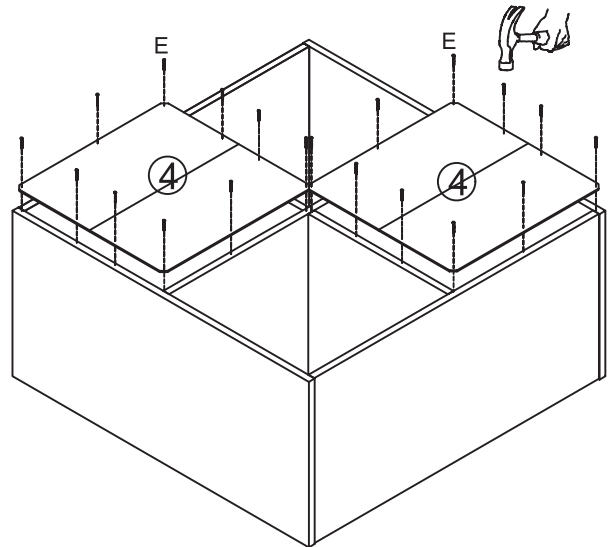
STEP 2



STEP 4



STEP 5



STEP 6

